

---

# TECHNICAL DATA **WHEELS & ACCESSORIES**

FORGED LIGHT ALLOY WHEELS FOR COMMERCIAL VEHICLES AND BUSES



*LIGHT WHEELS FOR HEAVY WEIGHTS.*

[speedline-truck.com](http://speedline-truck.com)

**RONAL**GROUP

**YOUR SPEEDLINE TRUCK DEALER**

---

**RONAL Performance GmbH**

Karl-Wirth-Str. 20  
76694 Forst

T: +49 7251 9305 0

E: [info.performance@ronalgroup.com](mailto:info.performance@ronalgroup.com)

[speedline-truck.com](https://www.speedline-truck.com)

All information is subject to change. RONAL Performance GmbH reserves the right to make changes in design and technical characteristics.  
The wheel designs and the content of this product information are protected by copyright. Version 8.0, April 2025

# WHEELS FOR THE HIGHEST DEMANDS **HARD-WEARING AND LONG-LASTING**

*Truck*  
**speedline**

## Wheel surface finishes with high shine

A good looking vehicle is every driver's calling card, and visually appealing wheels inevitably contribute to any vehicle's overall appearance.

### Mirror surface finish

Polished to a mirror finish. The wheel surface is polished to an extremely smooth finish, offering the greatest possible degree of reflection.

### Diamond surface finish

A special high-gloss polish gives the wheel a smooth surface, resulting in a high-degree gloss.

## Unique design wheels

The unique shapes of the wheel ventilation holes give the vehicle an individual, head-turning touch. And it's not only the appearance that benefits from the larger ventilation holes, but the service life of the wheel components as well. SPEEDLINE TRUCK wheels are the only wheels on the market with ventilation holes in this special shape.

## Wheel care that pays off

In order to maintain the high quality and visual properties of the surface in the long term, we recommend cleaning SPEEDLINE TRUCK light alloy forged wheels regularly.

We have developed a cleaning detergent that is especially tailored to our wheels to ensure easy maintenance, as well as a polish for the perfect shine.



## Exclusive valves

An original SPEEDLINE TRUCK valve is the best solution for preventing galvanic corrosion and air leaks. Thanks to the perfect fit of the valve on the wheel and the reduced tightening torque, you minimize the stress on the valve hole.

All our wheels are equipped with original SPEEDLINE TRUCK valves.



## Making the switch from steel to forged alloy wheels

The SPEEDLINE TRUCK sleeve nuts make the switch a breeze, and it is not necessary to change from short to longer studs for both single and twin wheels.




The sleeve on the nut prolong into the bolt holes of the aluminum wheel, ensuring sufficient thread engagement on the original vehicle studs.






## FORGED LIGHT ALLOY WHEELS

Wheel size	Picture	Part no.	Surface finish	Bolt hole Ø (mm)	ET (mm)	N° ABE (Germany)	Max. payload (kg)	Average weight (kg)	Centre bore Ø (mm)	Mounting hole PCD Ø (mm)	Number mounting holes	Disk thickness (mm)	Half dual space (mm)	Twin fitment	Valve code
------------	---------	----------	----------------	------------------	---------	------------------	-------------------	---------------------	--------------------	--------------------------	-----------------------	---------------------	----------------------	--------------	------------



### 17,5"










17,5 x 6,75" 6 holes	 <i>Design</i>	2901 AM	Diamond	26	125	KBA 49488	2 500	14,7	202	245	6	21,0	146	Yes	SLT 003
		2901 APH	Mirror	26											
17,5 x 6,75" 8 holes	 <i>Design</i>	2911 AM	Diamond	24	125	KBA 49855	2 500	14,3	221	275	8	21,0	146	Yes	SLT 003
		2911 APH	Mirror	24											
		2911 BM	Diamond	30											
		2911 BPH	Mirror	30											
17,5 x 6,75" 10 holes		3086 AM	Diamond	26	117	KBA 48650	3 000	14,6	176	225	10	22,0	139	Yes	SLT 004

### 19,5"

19,5 x 7,50"		3097 AM	Diamond	26	134	KBA 52593	3 150	17,6	221	275	8	21,0	155	Yes	SLT 003
		3097 BM	Diamond	30											
		3097 CM	Diamond	32											
19,5 x 8,25"		4015 CM	Diamond	26	146	KBA 51417	3 150	18,6	221	275	8	21,0	167	Yes	SLT 003
		4015 AM	Diamond	30											
		4015 BM	Diamond	32											
19,5 x 14,00" ET120		3598 AM	Diamond	26	120	KBA 50357	4 500	22,8	281	335	10	28,0	~	No	SLT 021
		3598 BM	Diamond	32											

### 22,5"

22,5 x 7,50"		3211 AM	Diamond	26	138	KBA 49688	3 750	24,1	281	335	10	23,5	161,5	Yes	SLT 022
		3211 BM	Diamond	32											
22,5 x 8,25"	 <i>Design</i>	2900 AM	Diamond	26	146	KBA 48829	3 750	23,2	281	335	10	20,5	166,5	Yes	SLT 003
		2900 APH	Mirror	26											
		2900 BM	Diamond	32											
		2900 BPH	Mirror	32											

<b>22,5 x 9,00"</b>		2917 AM	Diamond	26	153	KBA 52409	4 250	24,3	281	335	10	22,5	175,5	Yes	SLT 022
		2917 APH	Mirror	26											
		2917 BM	Diamond	32											
		2917 BPH	Mirror	32											
<b>22,5 x 9,00"</b>	 <i>Design</i>	2907 AM	Diamond	26	153	KBA 49856	4 250	23,7	281	335	10	22,0	175	Yes	SLT 003
		2907 APH	Mirror	26											
		2907 BM	Diamond	32											
		2907 BPH	Mirror	32											
<b>22,5 x 9,75"</b>		3698 BM	Diamond	32	153	KBA 53237	3 550	25,9	281	335	10	22,0	175	Yes	SLT 022
<b>22,5 x 11,75"</b> <b>ET0</b>		2899 AM	Diamond	26	0	KBA 49689	4 500	21,7	281	335	10	22,5	~	No	SLT 021
		2899 APT	Mirror	26											
		3099 AM	Diamond	26	0	KBA 49335	5 000	22,2	281	335	10	24,0	~	No	SLT 021 (SLT 020 for production until January 2019)
		3099 APT	Mirror	26											
		3099 BM	Diamond	32											
		3099 BPT	Mirror	32											
<b>22,5 x 11,75"</b> <b>ET45</b>		3774 AM	Diamond	26	45	KBA 50353	5 000	23,9	281	335	10	24,0	~	No	SLT 021
		3774 BM	Diamond	32											
<b>22,5 x 11,75"</b> <b>ET120</b>		3018 AM	Diamond	26	120	KBA 51090	5 000	25,2	281	335	10	26,0	~	No	SLT 021
		3018 APT	Mirror	26											
		3018 BM	Diamond	32											
		3018 BPT	Mirror	32											
<b>22,5 x 11,75"</b> <b>ET120</b>	 <i>Design</i>	2898 AM	Diamond	26	120	KBA 48898	5 000	24,3	281	335	10	25,0	~	No	SLT 021
		2898 APT	Mirror	26											
		2898 BM	Diamond	32											
		2898 BPT	Mirror	32											
<b>22,5 x 11,75"</b> <b>ET135</b>	 <i>Design</i>	3063 AM	Diamond	26	135	KBA 48899	5 000	25,9	281	335	10	25,0	~	No	SLT 021
		3063 APT	Mirror	26											
		3063 BM	Diamond	32											
		3063 BPT	Mirror	32											
<b>22,5 x 13,00"</b>		3187 AM	Diamond	26	-14	KBA 49687	5 800	27,9	281	335	10	28,0	~	No	SLT 020
		3187 BM	Diamond	32											



# ACCESSORIES

Type	Picture	Part no.	Fitting wheel codes	Technical details	Remarks
------	---------	----------	---------------------	-------------------	---------





## Valves

L: 55,5 mm ∠0°		SLT 003	SLT 2900   SLT 2901 SLT 2907   SLT 2911 SLT 3097	ETRTO type: V3.22.10	Valve torque: 5 Nm
L: 57,5 mm ∠45°		SLT 004	SLT 3086	ETRTO type: V3.22.13	
L: 51,5 mm ∠45°		SLT 020	SLT 3099 (until Jan 2019) SLT 3187	ETRTO type: V3.22.12	
L: 36 mm ∠0°		SLT 021	SLT 2898   SLT 2899 SLT 3018   SLT 3063 SLT 3099 (from Feb 2019) SLT 3598   SLT 3774	ETRTO type: V3.22.9	
L: 55,5 mm ∠6°		SLT 022	SLT 2917 SLT 3211 SLT 3698	ETRTO type: V3.22.11	

## Valve extensions

Extensions base		SLT 007	All SLT wheels from 17,5" to 22,5"	45° for twin fitment (external wheel)	Material: Brass
Valve extensions		SLT 008	17,5" and 19,5" SLT wheels	115 mm length	Material: TecnoPolymer
		SLT 009	22,5" SLT wheels	150 mm length	

## Cleaning



Wheel cleaner		SLT 110-1	Only for use on SPEEDLINE TRUCK forged light alloy wheels with Diamond or Mirror finishes	Detergent: 1000 ml	For professional use
		SLT 110-5		Detergent: 5000 ml	
Wheel polish		SLT 120		Polish: 500 ml	
Wheel cleaning kit		SLT 130		1 Wheel cleaner SLT 110 (1000 ml) 1 Wheel polish SLT 120 (500 ml) 1 Brush SLT 002 Cotton cloths and protective gloves	
Brush		SLT 002		Special cleaning brush for truck wheels	

Type	Picture	Part no.	Fitment	Bolt hole ø	Fitting wheel codes	Remarks
------	---------	----------	---------	-------------	---------------------	---------


## Sleeve nuts

M18x1,5		SLT 987	Single	26 mm	SLT 2901 A	Torque: according to vehicle producer (if missing: 400 Nm)
		SLT 988	Twin			
M20x1,5		SLT 989	Single	30 mm	SLT 2911 B SLT 3097 B SLT 4015 A	Torque: according to vehicle producer (if missing: 500 Nm)
		SLT 990	Twin			
M22x1,5		SLT 979	Single	32 mm	SLT 2917 B   SLT 2898 B SLT 2900 B   SLT 2907 B SLT 3018 B   SLT 3063 B SLT 3097 C   SLT 3099 B SLT 3187 B   SLT 3211 B SLT 3598 B   SLT 3698 B SLT 3774 B   SLT 4015 B	Torque: according to vehicle producer (if missing: 650 Nm)
		SLT 981	Twin			
7/8"11 BSF		SLT 983	Single	32 mm Only for use on Scania trucks	SLT 2917 B   SLT 2900 B SLT 2907 B   SLT 3063 B SLT 3211 B   SLT 3698 B	Torque: according to vehicle producer (if missing: 650 Nm)
		SLT 984	Twin			

## Nut covers

Plastic, chromed		SLT 991	Sleeve nuts	32 mm	SLT wheels 19,5" and 22,5"	Wrench size 32
Stainless steel		SLT 992	Standard and sleeve nuts	26 or 32 mm		Wrench size 32
		SLT 993				Wrench size 33

## Other tooling

Measurement gauge for rim horn wear		SLT 001	All SLT wheels from 17,5" to 22,5"	Applicable only on SPEEDLINE TRUCK wheels	Material: Steel
-------------------------------------	---	---------	------------------------------------	---	-----------------